


Woodland Eco Tower - Sherwood (Plastic Slide)

WD/SHE



Play Value



Materials & Guarantees

Timber Poles (Out of Ground) - 20 Years
Steel Ground Fixings - 20 Years
Structural Stainless Steel - 25 Years
Sawn Timber - 15 Years
Colour Coated Steelwork - 5 Years
Compact Grade Laminet - 5 Years
Plastic Slides - 5 Years
Bolts - 10 Years
Plastic Components - 5 Years

Dive into endless fun with this dynamic unit teeming with excitement variety and limitless imagination! A diverse range of challenging activities guarantees hours of entertainment for children. With two slides to explore it's a hub of action and the ultimate playground unit!



WOODLAND ECO TOWERS



Fixing Options



Roof Options



Equipment Dimensions

Length / Width / Height	9.2m x 8.5m x 3.7m
-------------------------	--------------------

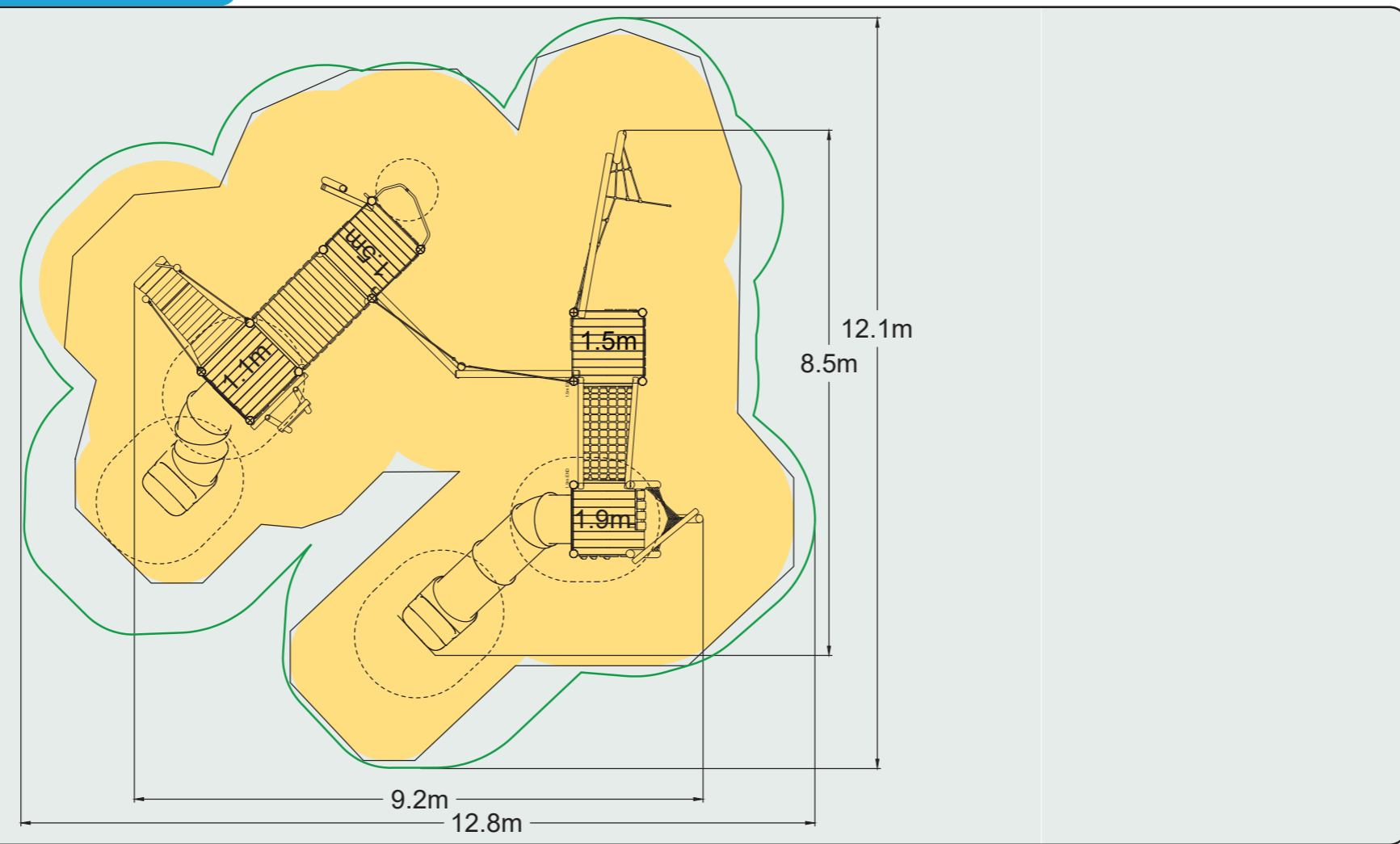
Surfacing and Area Required

Recommended Minimum Space	12.8m x 12.1m x 4.9m
Max Gradient of Ground	1 in 50
Free Height of Fall	1.9m
Synthetic Surfacing Area	93m ²
Loosefill @ 250mm Depth	28.75m ³
Grasslok (1m x 1m Tiles)	124.5m ²

Installation Information

Installation Time	2 Persons 40 Hours
Overall Weight	1256kg
Heaviest Part	72kg
Largest Part	4.2m x 1m x 0.95m
Longest Part	4.7m
Concrete Required	1.9m ³

Plan View



**EN1176
Impact Area**




**Recommended
Minimum Space**



**Free
Space**



**Synthetic
Surfacing**



Side Elevation

